Year 6 - Adding Fractions with Wholes – Crossing the Whole — Lesson Guide

Step 1

$2\frac{2}{4} + 1\frac{6}{8} =$ ☐



First, we circle the plus sign so we know to add and find the sum.

Step 2

$2\frac{2}{4} + 1\frac{6}{8} =$ ☐

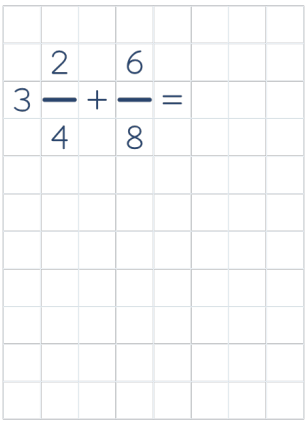

First, we add the whole-number parts, keeping the fractional parts separate for now. 2 + 1 = 3. We write 3 in the whole-number square and keep both fractions the same.

Step 3

$2\frac{2}{4} + 1\frac{6}{8} =$ ☐

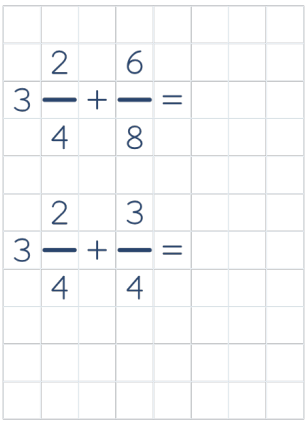

First, we check whether either fraction can be simplified. Three quarters is equivalent to six eighths. Divide the numerator and denominator by 2 to make that change. Keep 2/4, which already uses denominator 4. Keep 3 wholes on the left. On the next line, write 3 2/4 + 3/4.

Step 4

$2\frac{2}{4} + 1\frac{6}{8} =$ ☐

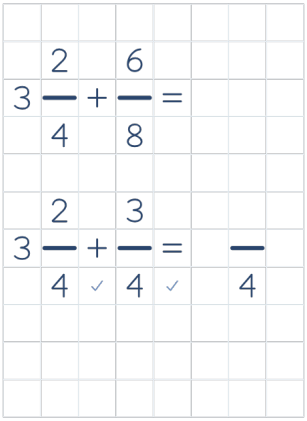

Both denominators are 4, so the parts are the same size. We tick both denominators to show they match. Then, we draw the fraction line and write 4 underneath it.

Step 5

$2\frac{2}{4} + 1\frac{6}{8} =$ ☐

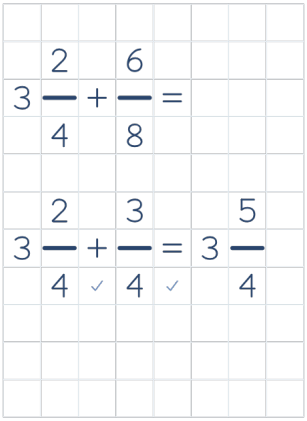

Then, we add the numerators. 2 + 3 = 5. The denominator stays 4 because the parts are still the same size. We write 5 above the fraction line and write 3 in the whole-number square.

Step 6

$2\frac{2}{4} + 1\frac{6}{8} =$ ☐

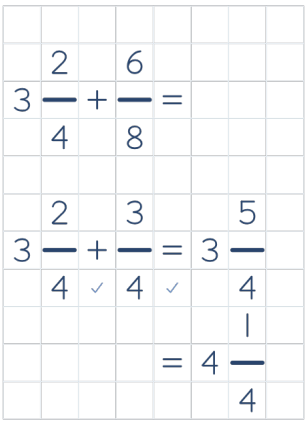

Remember: After making a whole from the fraction, count the parts left and keep their denominator.

We have 3 wholes and 5 quarters. Use 4 quarters to make 1 extra whole. Add 1 to 3 to make 4 wholes. 1 quarter remains. On the next line, line up the equals signs and write = 4 1/4.

Step 7

$2\frac{2}{4} + 1\frac{6}{8} = 4\frac{1}{4}$

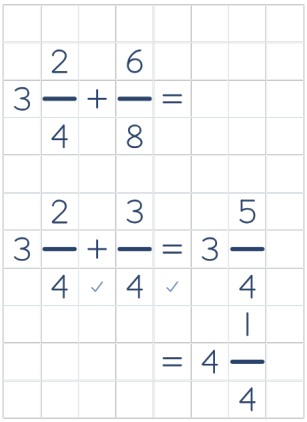

Read the whole-number and fractional parts together. The sum is 4 1/4. Copy 4 1/4 into the answer box. Make sure you copy the answer correctly.